



**CONDUIT & CONDUITS ACCESSORIES**  
**G I SWITCH SOCKET BOX & BRACKETS**  
**STRUT CHANNELS**  
**PIPE CLAMPS**



## PVC COATED GALVANISED FLEXIBLE CONDUIT

Construction	:	Helically wound , Galvanised Steel core with enhanced low acid PVC covering.
Features	:	Highly flexible & largely resistance to oil, acid and sea water.
Packing	:	In spool
Standard	:	As per BS 731 Part I
Properties	:	High degree of safety
Colour	:	Black ( Grey on request)
Operating Temperature	:	-15°C to 80°C


Conduit size (mm)	Size I.D x O.D	Stand. Pkg. in Mts.	Product Code
16	13 x 17	30	HFI - 16
20	17 x 21	30	HFI - 20
25	21 x 26	30	HFI - 25
32	28 x 33	30	HFI - 32
40	35 x 40	30	HFI - 40
50	50 x 55	25	HFI - 50



## GALVANISED FLEXIBLE STEEL CONDUIT

Material	:	Galvanised Steel
Properties	:	Strong protection for cable, compression and impact resistance.
Temperature range	:	-50°C to 350°C.
Features	:	Excellent crush pull off & characteristic, making it ideal for flexing, bending and vibrating application.
Construction	:	Highly flexible steel conduit offers good mechanical protection, helically coiled, Square locked type to BS 731 : 1952
Finish	:	Electro Galvanised

Conduit size (mm)	Size I.D x O.D	Stand. Pkg. in Mts.	Product Code
12	12 x 17	30	HF - 12
16	16 x 20	30	HF - 16
19	19 x 22	30	HF - 19
25	25 x 29	30	HF - 25
32	32 x 36	30	HF - 32
35	38 x 42	30	HF - 38
50	50 x 55	25	HF - 50



## LIQUID TIGHT FLEXIBLE PVC COATED GALVANISED CONDUIT

Properties	:	Outstanding mechanical strength with excellent flexible capabilities.
Operating Temp. Range	:	-25°C to 105°C
Construction	:	A helically wound Galvanised Steel core with external PVC sheathing.
Colour	:	Black ( Grey on request)
Features	:	Ideal for application where continual flexing and vibration occurs.

Conduit size (mm)	Size I.D x O.D	Stand. Pkg. in Mts.	Product Code
16	12.5 x 17.8	30	HFLI - 16
20	15.9 x 21.2	30	HFLI - 20
25	21 x 26.4	30	HFLI - 25
32	26.7 x 33.1	25	HFLI - 32
40	35.4 x 41.8	20	HFLI - 40
50	40.4 x 47.9	15	HFLI - 50

## PVC FLEXIBLE CORRUGATED CONDUIT

Material : High Impact Polypropylene and rated to IP54  
 Colour : White or Black  
 Properties : Tensile strength : 450- 500 kg / cm<sup>2</sup>  
 Hardness : 950 kg / cm<sup>2</sup>  
 Di-electric strength : 40 kv / mm  
 Operating Temp. Range : -5°C to 60°C  
 Features : Non - flammable, Non - Corrosive, Flexible and Easy to Install.  
 Note : PVC Glands for these Conduits are available.

Conduit size (mm.)	Stand. Pkg. in Mts.	Product Code
16	50	HPF - 16
20	50	HPF - 20
25	50	HPF - 25
32	25	HPF - 32
40	25	HPF - 40
50	25	HPF - 50



## FITTING FOR FLEXIBLE CONDUIT - GLAND C/W NUT

Material : Polypropylene as per IP 54 working temperature -5°C to 60°C  
 Available : Black & Grey Colour

SIZE (mm)	Product Code	SIZE (mm)	Product Code
16	HCPFC 16	32	HCPFC 32
20	HCPFC 20	40	HCPFC 40
25	HCPFC 25	50	HCPFC 50



## CONTRACTOR PACK - CONDUIT WITH GLADE & LOCK NUT

Contractor pack contains 10 meters of conduit, 10 glands & 10 lock nuts.  
 Colour : Black

SIZE (mm)	Product Code
16	HCCP 16
20	HCCP 20
25	HCCP 25



## PVC FLEXIBLE CORRUGATED CABLE PROTECTION HOSE PIPE

Properties : Smooth inner surface, flexible, twistable in vertical & axial direction.  
 Break proof, Weather proof and Resistant to chemicals, grease, spindle & machinery oils. Applicable for protecting installations under any conditions.

Operating Temperature Range : - 5°C to 60°C  
 Construction : Manufactured with hardened PVC spiral and soft PVC wall.  
 Colour : Grey  
 Bending radius : 2 x I.D. of tube.

Conduit size (mm)	Product Code	Conduit size (mm)	Product Code
12	HHP - 12	32	HHP - 32
16	HHP - 16	40	HHP - 40
20	HHP - 20	50	HHP - 50
25	HHP - 25		



## P - CLIPS

- Size : Dia. 5mm to 25mm.  
 Material : Stainless Steel & Galvanised Steel.  
 Application : Used for Fixing Pipes, Cables & Hoses.  
 Optional : Rubber lined in P - Clips can be removed



Size (mm)	Product Code Stainless Steel	Product Code Galvanised Steel	Size (mm)	Product Code Stainless Steel	Product Code Galvanised Steel
16	HIP - S5	HIP - G5	21	HIP - S21	HIP - G21
20	HIP - S6	HIP - G6	25	HIP - S25	HIP - G25
25	HIP - S8	HIP - G8	32	HIP - S32	HIP - G32
32	HIP - S10	HIP - G10	40	HIP - S40	HIP - G40
40	HIP - S13	HIP - G13	50	HIP - S50	HIP - G50
50	HIP - S16	HIP - G16	63	HIP - S63	HIP - G63

## 2 PC. ADAPTOR FOR PVC COATED GALVANISED CONDUIT

MATERIAL : BRASS • FINISH : NICKEL PLATED

Conduit size (mm)	Product Code	Conduit size (mm)	Product Code
12	HAFI - 12	25	HAFI - 25
16	HAFI - 16	32	HAFI - 32
20	HAFI - 20	40	HAFI - 40

\* Available with G.I. Locknut on request



## 1 PC. ADAPTOR FOR GALVANISED METAL CONDUIT

MATERIAL : BRASS • FINISH : NICKEL PLATED

Conduit size (mm)	Product Code	Conduit size (mm)	Product Code
12	HAF - 12	32	HAF - 32
16	HAF - 16	40	HAF - 40
20	HAF - 20	50	HAF - 50
25	HAF - 25		



## IRON & STEEL CONDUIT FITTINGD - BRASS BUSHES

### MALE BUSH

Size (mm)	Product Code SMALL	Product Code LONG
20	HSMB - 20	HSLB - 20
25	HSMB - 25	HSLB - 25
32	HSMB - 32	HSLB - 32
40	HSMB - 40	HSLB - 40
50	HSMB - 50	HSLB - 50


































### FEMALE BUSH

Size (mm)	Product Code
20	HBFB - 20
25	HBFB - 25
32	HBFB - 32
40	HBFB - 40
50	HBFB - 50

# IRON & STEEL CONDUIT FITTINGS - CIRCULAR JUNCTION BOXES












Standard : As per BS 4568 part 21970 ( Imperial sizes to BS 31 1940 )

## STANDARD SMALL ROUND

Description	Size in mm	Product Code
TERMINAL (1 way )	 20mm	HJB - 1
	 25mm	HJB - 2
BACK OUTLET	 20mm	HJB - 3
	 25mm	HJB - 4
TERMINAL AND BACK OUTLET (1 way )	 20mm	HJB - 5
	 25mm	HJB - 6
THROUGH (2 way )	 20mm	HJB - 7
	 25mm	HJB - 8
THROUGH AND BACK OUTLET (2 way )	 20mm	HJB - 9
	 25mm	HJB - 10
ANGLE (2 way )	 20mm	HJB - 11
	 25mm	HJB - 12
ANGLE AND BACK OUTLET (2 way )	 20mm	HJB - 13
	 25mm	HJB - 14
TANGENT THROUGH (2 way )	 20mm	HJB - 15
	 25mm	HJB - 16
TANGENT ANGLE (2 way )	 20mm	HJB - 17
	 25mm	HJB - 18
TANGENT TEE (3 way )	 20mm	HJB - 19
	 25mm	HJB - 20
BRANCH ( 3 way )	 20mm	HJB - 21
	 25mm	HJB - 22
TWIN TERMINAL (2 way )	 20mm	HJB - 23
	 25mm	HJB - 24
TEE (3 way )	 20mm	HJB - 25
	 25mm	HJB - 26
TEE AND BACK OUTLET (3 way )	 20mm	HJB - 27
	 25mm	HJB - 28
TWIN THROUGH (4 way )	 20mm	HJB - 29
	 25mm	HJB - 30
INTERSECTION (4 way )	 20mm	HJB - 31
	25mm	HJB - 32
INTERSECTION & BACK OUTLET (4 way )	20mm	HJB - 33
	25mm	HJB - 34



## LARGE ROUND, SCREWED






Description	Size in mm	Product Code
TERMINAL	 32mm	HJB-35
THROUGH	 32mm	HJB-36
ANGLE	 32mm	HJB-37
TEE	 32mm	HJB-38
TANGENT TEE	 32mm	HJB-39
INTERSECTION	 32mm	HJB-40
TERMINAL	 1 1/2"	HJB-41
THROUGH	 1 1/2"	HJB-42
ANGLE	 1 1/2"	HJB-43
TEE	 1 1/2"	HJB-44
INTERSECTION	 1 1/2"	HJB-45

Quote Finish while placing the order :

G = GALVANISED / B = BLACK ENAMELLED

## LOOPING BOX

DIMENSION - 32 MM DEEP, FIXING CENTRE AT 50.8 (2")

Description	Size in mm	Product Code
NO CLEARANCE OUTLETS	 PLAIN	HJL - 1
1 HOLE	 20mm	HJL - 2
2 HOLE	 20mm	HJL - 3
3 HOLE	 20mm	HJL - 4
4 HOLE	 20mm	HJL - 5



## COVERS



Type	Product Code
HOOK PLATE / STEEL	HJHP - 1
CIRCULAR BOX LID	HJCL - 1



DOME COVER ( SCREWED )

Type	Product Code
SIZE 20	HSDC - 120
SIZE 25	SHDC - 125

## ELBOWS

SOLID

Size (mm)	Product Code
20	HES - 20
25	HES - 25
32	HES - 32
40	HES - 40
50	HES - 50



INSPECTION

Size (mm)	Product Code
20	HEIS - 20
25	HEIS - 25
32	HEIS - 32
40	HEIS - 40
50	HEIS - 50

## TEES

SOLID

Size (mm)	Product Code
20	HTX - 20
25	HTX - 25



INSPECTION

Size (mm)	Product Code
20	HTIX - 20
25	HTIX - 25
32	HTIX - 32
40	HTIX - 40
50	HTIX - 50



## BENDS

### SOLID

Size (mm)	Product Code
20	HBS - 20
25	HBS - 25
32	HBS - 32
40	HBS - 40
50	HBS - 50



### INSPECTION

Size (mm)	Product Code
20	HBIS - 20
25	HBIS - 25
32	HBIS - 32
40	HBIS - 40
50	HBIS - 50

## COUPLINGS

### SOLID

Size (mm)	Product Code
20	HCOX - 20
25	HCOX - 25
32	HCOX - 32
40	HCOX - 40
50	HCOX - 50



DISTANCE / HOSPITAL SADDLE

### INSPECTION

Size (mm)	Product Code
20	HDSX - 20
25	HDSX - 25
32	HDSX - 32

## SADDLES

### SOLID

Size (mm)	Product Code Plain	Product Code Spacer Bar
20	HSDX - 20	HSPX - 20
25	HSDX - 25	HSPX - 25
32	HSDX - 32	HSPX - 32
40	HSDX - 40	HSPX - 40
50	HSDX - 50	HSPX - 50



PLAIN SADDLE



SPACER BAR SADDLE

## LOCK RING

### LOCK RING

Size (mm)	Product Code
20	HSR - 20
25	HSR - 25
32	HSR - 32



## HEXAGON LOCK NUT

### HEXAGON LOCK NUT

Size (mm)	Product Code
20	HENX - 20
25	HENX - 25
32	HENX - 32
40	HENX - 40
50	HENX - 50



## HOOKS & CRAMPETS

### HOOKS

Size (mm)	Product Code
20	HMH - 20



### CRAMPETS

Size (mm)	Product Code
20	HCT - 20
25	HCT - 25
32	HCT - 32
40	HCT - 40
50	HCT - 50

## UNIONS / NIPPLES & CHAINS

### NIPPLES

Size (mm)	Product Code
20	HNI - 20
25	HNI - 25
32	HNI - 32
1 1/2"	HNI - 40
2"	HNI - 50



STANDARD STEEL

### CHAINS


Type	Product Code
Straight Link	HCUX - 20



## CABLE TRUNKING

- STANDARD WHITE COLOUR
  - LIGHT WEIGHT
  - EASY TO CARRY AND HANDLE
  - NON CORROSIVE
  - RESISTANT TO MOST CHEMICALS
  - MAINTENANCE FREE
  - VERY HIGH IMPACT STRENGTH
  - FAST & EASY INSTALLATION
- HEX trunking is made from a specially formulated rigid PVC compound.
  - HEX trunking's pleasant appearance hides the wires & adds to the decor, making it suitable for homes, industrial premises and public buildings.
  - HEX trunking's vertical closing design ensures a most secure lid mechanism which will not buckle under the weight of the heavier cable.

Conduit size (mm)	Standard Length (mtrs.)	Internal Cross section area mm <sup>2</sup>	Product Code
16 x 16	2.9	161	HTX 1616
25 x 16	2.9	265	HTX 2516
38 x 16	2.9	443	HTX 3816
38 x 25	2.9	748	HTX 3825
50 x 50	2.9	710	HTX 5050
75 x 50	2.9	2090	HTX 7550
75 x 75	2.9	3900	HTX 7575
100 x 50	2.9	5600	HTX 1050
100 x 100	2.9	9800	HTX 1010





## PREGALVANISED SWITCH & SOCKET BOXES

Size	Product Code
3" x 3" x 16mm (Deep)	HGS - 01
3" x 3" x 25mm (Deep)	HGS - 02
3" x 3" x 35mm (Deep)	HGS - 03
3" x 6" x 25mm (Deep)	HGS - 04
3" x 6" x 35mm (Deep)	HGS - 05
3" x 3" x 47mm (Deep)	HGS - 06
3" x 6" x 47mm (Deep)	HGS - 07



HEX Pre-Galvanised switch & socket boxes are available with or without Brass earth terminals and with or without adjustable lug. Boxes are packed in standard tray type packing.

## G.I. BRACKETS




HULH - 02




HULVH - 06



HULC - 01



HULP - 05




HLT3 - 09



HPT2 - 08

Description	Product Code
Single Gang Wallboard Clip C - Type	HULC - 01
Horizontal Mounting Stud	HULH - 02
Horizontal Mounting with Nails	HULNA - 03
Horizontal Mounting Stud Bracket with Nails	HULN - 04
Behind Plaster Mounting Brackets	HULP - 05
Vertical & Horizontal Mounting Stud	HULVH - 06
Vertical Mounting with Nails	HULVNA - 07
Vertical Mounting with Nails	HPT2 - 08
Horizontal Mounting with Nails	HLT3 - 09



## GIRDER CLIPS

**MATERIAL : SPRING STEEL FINISH : YELLOW PASSIVATED ZINC PLATED**

Description	Product Code
TO SUIT CABLE / CONDUIT 8 - 13mm	HGC813
TO SUIT CABLE / CONDUIT 16 - 20mm	HGC1620
TO SUIT CABLE / CONDUIT 25 - 32mm	HGC2532

## STRUT CHANNEL

**MATERIAL : STEEL**

**FINISH : ZINC PLATED / PRE-GALVANIZED / HOT DIP GALVANIZED**

**Size : 41 x 41**

Thickness	Length	Product Code
1.5 mm	3.00 m	HST - 41315
1.5 mm	6.00 m	HST - 41615
2.0 mm	3.00 m	HST - 41320
2.0 mm	6.00 m	HST - 41620
2.5 mm	3.00 m	HST - 41325
2.5 mm	6.00 m	HST - 41625

**Size : 41 x 21**

Thickness	Length	Product Code
1.5 mm	3.00 m	HST - 21315
1.5 mm	6.00 m	HST - 21615
2.0 mm	3.00 m	HST - 21320
2.0 mm	6.00 m	HST - 21620
2.5 mm	3.00 m	HST - 21325
2.5 mm	6.00 m	HST - 21625

**WHILE ORDERING**

**ADD THE TYPE : P FOR (PLAIN) & S FOR (SLOTTED)**


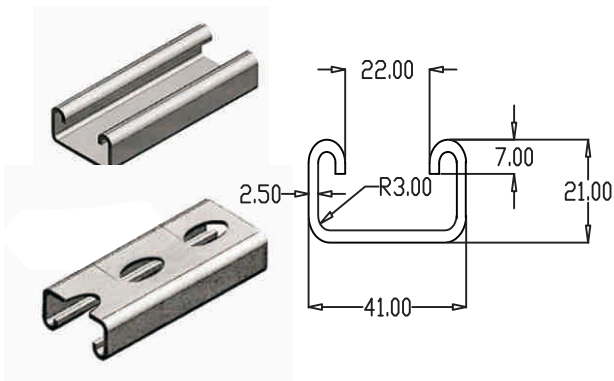
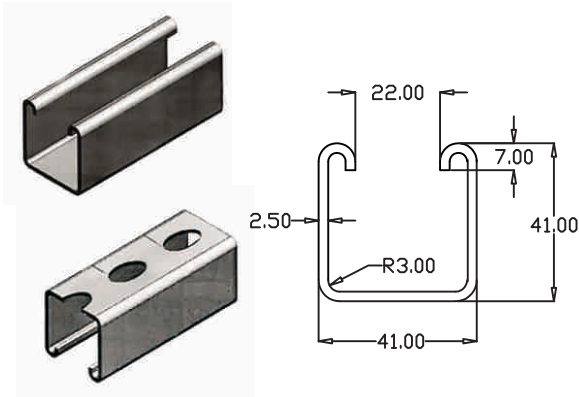
**SPECIFY THE FINISH : ZP FOR (ZINC PLATED), PG FOR (PRE**

**GALVANIZED) & HDG FOR (HOT DIP GALVANIZED).**

## STRUT CHANNEL ACCESSORIES

HEX has all the Expertise needed in developing and manufacturing

Accessories for / of Strut Channel.



## D-SHACKLE HOOK

---

Material : Hot Dip galvanised Steel  
Range : 4mm to 32mm  
Application : Shackles used for lifting applications,  
used in marine hardware for connecting, securing



## HOOK & EYE TURNBUCKLE

---

Material : Hot Dip galvanised Steel  
Range : 4mm to 20mm, 3/16" to 3/4"  
Application : Turnbuckles are used to provide length and tension  
adjustment of tie rods and hanger assemblies.  
They are widely used in structural steel bracing and  
pipe support applications.



## HALF SADDLE

---

Material : SS / MS Zinc Plated / Hot Dip galvanised  
(to be specified in the enquiry)  
Range : 16mm to 50mm



## FULL SADDLE

---


Material : SS / MS Zinc Plated / Hot Dip galvanised  
(to be specified in the enquiry)  
Range : 12mm to 50mm



## TERRY TOOL CLIP

---

- Material : M. S. Zinc Plated.
- Application/Features : Available with caddy conduit clip.
- Can be used with beam clamps for both vertical installation
- Available with plain hole for 1/4" bolt
- Range between 16 mm to 40 mm

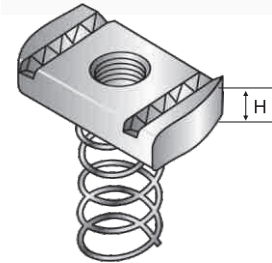
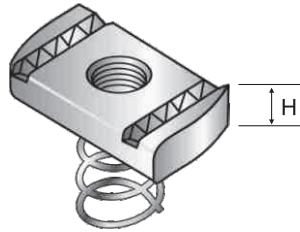
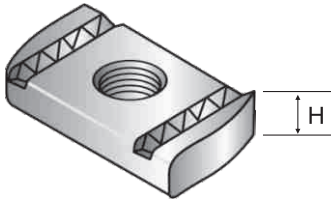


## CHANNEL NUTS

Material : Channel nuts are cold pressed & tapped so that teeth will provide a 'BITING' action into turned edges of channel sections. Nut bodies are designed with beveled end which lock into position by contact with interior side walls of channel when turned to 90 degree.

Channel nuts are also available in SS-304 & SS-316 grades with bright finish as per BS-6946.

Finish available : Zinc Plated, Yellow passivation, Hot dip galvanized



### CHANNEL NUTS W/O SPRING

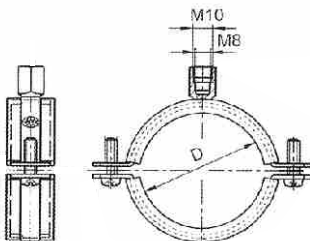
SIZE (MM) X (H)	Product Code
M6 x 6 mm	HA-001
M8 x 6 mm	HA-002
M10 x 8 mm	HA-003
M12 x 8 mm	HA-004
M12 x 10 mm	HA-060
M16 x 12 mm	HA-061

### CHANNEL NUTS WITH SPRING (SHORT & CONICAL)

SIZE (MM) X (H)	Product Code
M6 x 6 mm	HA-005
M8 x 6 mm	HA-006
M10 x 8 mm	HA-007
M12 x 8 mm	HA-008
M12 x 10 mm	HA-059

### CHANNEL NUTS WITH LONG SPRING

SIZE (MM) X (H)	Product Code
M6 x 6 mm	HA-009
M8 x 6 mm	HA-010
M10 x 8 mm	HA-011
M12 x 8 mm	HA-012
M12 x 10 mm	HA-058



## PLAIN SPLIT CLAMP

### Specifications :

- Welded Dual Nut M8 / M10
- Electro Galvanised
- M-6 side screws with plastic washers
- Safe Load - 200 kg
- Breaking Load - 600 kg

### Applications :

- Horizontal & Vertical Installations
- Steel & PVC pipes

Size inches	Range mm	Diameter D mm	Product Code
1/2	20-25	22	HPSL - 12
3/4	25-30	28	HPSL - 34
1	31-36	34	HPSL - 1
1 1/4	38-43	42	HPSL - 114
2 1/2	47-51	48	HPSL - 212
2	60-64	60	HPSL - 2
2 1/2	74-80	75	HPSL - 212
3	82-87	87	HPSL - 3
4	108-113	111	HPSL - 4
5	138-142	140	HPSL - 5
6	159-166	163	HPSL - 6
8	200-112	210	HPSL - 8

## NAIL CLAMP

### Specifications :

- Nail 6mm & 8 mm square
- Electro Galvanised
- M-6 side screws

### Applications :

- Steel & PVC pipes

Size inches	Range mm	Diameter mm	Square Nail mm		Product Code
			Square size	Len. of Nail	
1/2	20-25	22	6	62	HNC - 12
3/4	25-30	28	6	62	HNC - 34
1	31-36	34	6	62	HNC - 1
1 1/4	38-43	42	6	62	HNC - 114
2 1/2	47-51	48	6	62	HNC - 212
2	60-64	60	6	62	HNC - 2
2 1/2	74-80	75	6	62	HNC - 212
3	82-87	87	5/16	90	HNC - 3
4	108-113	111	5/16	90	HNC - 4
5	138-142	140	5/16	90	HNC - 5
6	159-166	163	5/16	90	HNC - 6
8	200-112	210	5/16	90	HNC - 8



## SPRINKLER CLAMP

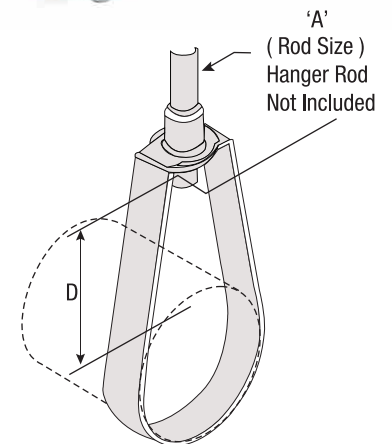
### Specifications :

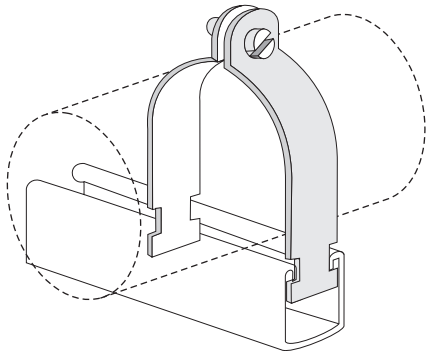
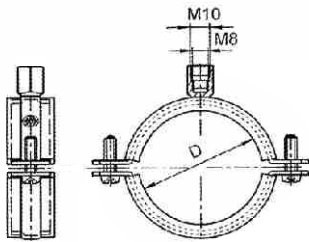
- Electro Galvanised
- Swivel Nut is knurled to provide gripping surface

### Applications :

- Suspending pipes in fire fighting system

Size Inches	Dia. D mm	Thick. mm	Width mm	Swivel Nut	Safe Load	Break kg.	Product Code
3/4	28	1.6	20	M10	350	1050	HSPC - 34
1	35	1.6	20	M10	350	1050	HSPC - 1
1 1/4	42	1.6	20	M10	350	1050	HSPC - 114
1 1/2	48	1.6	20	M10	350	1050	HSPC - 112
2	60	1.6	20	M10	350	1050	HSPC - 2
2 1/2	75	1.6	20	M10	350	1050	HSPC - 212
3	86	2.0	20	M10	350	1050	HSPC - 3
4	114	2.0	20	M10	350	1050	HSPC - 4
5	140	2.5	25	M10	350	1050	HSPC - 5
6	163	2.5	25	M12	600	1800	HSPC - 6
8	210	2.5	25	M12	600	1800	HSPC - 8





## RUBBER LINED SPLIT CLAMP

### Specification :

- EPDM Rubber Lining
- Welded Dual Nut M8 / M10
- Electro Galvanised
- Noise Reduction of 18 DB (A)

### Construction Features :

- Horizontal & Vertical Installations
- Steel & PVC pipes
- Rubber lining for reduction of noise & vibration

Size inches	Range mm	Diameter D mm	Breaking Load mm	Safe Load kg	Product Code
1/2	20-25	22	600	200	HRSC - 12
3/4	25-30	28	600	200	HRSC - 34
1	31-36	34	600	200	HRSC - 1
1 1/4	38-43	42	600	200	HRSC - 114
1 1/2	47-51	48	600	200	HRSC - 112
2	60-64	60	600	200	HRSC - 2
2 1/2	74-80	75	600	200	HRSC - 212
3	82-87	87	600	200	HRSC - 3
4	108-113	111	600	200	HRSC - 4
5	138-142	140	600	200	HRSC - 5
6	159-166	163	600	200	HRSC - 6
8	200-112	210	600	200	HRSC - 8

## CHANNEL CABLE CLAMPS

Material : Mild Steel & Stainless Steel.

Finish : Zinc Plated & Electro polished.

Pipe Size	Product Code
1/2"	HCC - 1/2"
3/4"	HCC - 3/4"
1"	HCC - 1"
1. 1/4"	HCC - 1.1/4"
1. 1/2"	HCC - 1.1/2"
2	HCC - 2
2. 1/4"	HCC - 2.1/4"
2. 1/2"	HCC - 2.1/2"
3"	HCC - 3"
3. 1/2"	HCC - 3.1/2"
4"	HCC - 4"
5"	HCC - 5"
6"	HCC - 6"

**Note :** Also available for pipe sizes in mm.

## BLANKING PLUG

Type: PG & Metric Threads

- Material - Polyamide
- Available in Black & Grey Colour
- Protection : IP -54 / IP -68



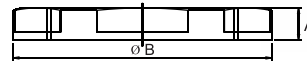
A	B	PG Thread size	Product Code
6	8	7	HNBP - 7
6	9	9	HNBP - 9
6	9	11	HNBP - 11
6	9.5	13.5	HNBP - 13.5
6	9.5	16	HNBP - 16
8	11	21	HNBP - 21
8	12	29	HNBP - 29
10	15	36	HNBP - 36
10	16	42	HNBP - 42
12	16	48	HNBP - 48

A	B	Product Code
6	10	HNBP - M 12
7	11.5	HNBP - M 16
7	9.5	HNBP - M 20
11	15.5	HNBP - M 25
11	16	HNBP - M 32
13	18	HNBP - M 40
13	18.5	HNBP - M 50
15	19	HNBP - M 63

## LOCK NUT

Type: PG & Metric Threads

- Material - Polyamide
- Available in Black & Grey Colour
- Compatible with Cable Glands & Blanking Plug



A	B	TPI	Product Code
52	17.8	11 BSW	HNLN - 7
52	24.5	11 BSW	HNLN - 9
52	26.5	18 BSP	HNLN - 11
61	29.6	18 BSP	HNLN - 13.5
62	33.5	18 BSP	HNLN - 16
7	39	16 BSP	HNLN - 21
7	50.5	16 BSP	HNLN - 29
8	67	16 BSP	HNLN - 36
8	66	18 BSP	HNLN - 42
95	78.66	11 BSW	HNLN - 48

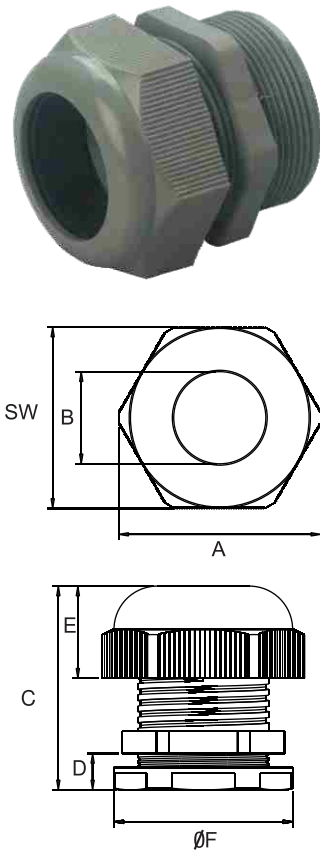
A	B	TPI	Product Code
5.0	17.85	M 12	HNLN - M 12
5.1	24.3	M 16	HNLN - M 16
6.1	30.0	M 16	HNLN - M 20
6.15	33.6	M 16	HNLN - M 25
7.3	39.9	M 16	HNLN - M 32
8	48	M 16	HNLN - M 40
8	58	M 50	HNLN - M 50

## PG THREADED NYLON FLEXIBLE CABLE GLANDS

Type : PG & Metric

### Technical Specifications :

Material : Nylon  
 Body : Polyamide 6.6  
 Sealing : EPDM  
 Temp : Static - 40° C to 100° C  
           Dynamic - 20° C to 80° C  
 Protection Class - IP 68 - 5 bar.  
 Colour : Grey, White & Black.



Cable mm <sup>2</sup>	SW	A	B	C		D	E	ØF	Product Code	Stand. Pkg.Nos.
				Max.	Min.					
2.6 - 6.5	15	16.25	7.25	32	20.75	7.5	12	12.4	HNCG-7	100
3.5 - 8	18.75	21	9	35.75	30.5	8.25	16.25	14.8	HNCG-9	100
4 - 10	21.5	24	11	38.5	32.25	8.25	17	18.3	HNCG-11	100
5 - 12	23.75	26.5	12.75	37.75	32.25	9	17.5	20.0	HNCG-13.5	100
9 - 14	26.75	29.5	14.5	42.5	37	10	18.75	22.5	HNCG-16	100
13 - 18	32.5	35.5	18.5	49.5	42	11	22	28.5	HNCG-21	100
14 - 25	43	47	27	54.5	43	11	27.5	36.65	HNCG-29	50
19 - 32	59	59	33	66	55	13	31	47.0	HNCG-36	5
28 - 40	60	65	40	70	66	18	33	60	HNCG-42	5
32 - 44	65	74	40	72	67	21	38	71.8	HNCG-48	5

### mm Threaded Nylon flexible cable glands

Cable mm <sup>2</sup>	SW	A	C		D	E	ØF	Product Code	Stand. Pkg.Nos.
			Max.	Min.					
2.5 - 6.5	15	16.75	32	28	7.5	13	12	HNCG - M12	25
3.5 - 8	18.75	21	36	30.5	8.25	16.25	16	HNCG - M16	25
5 - 12	21.5	24	38.5	32	8.25	17	20	HNCG - M20	25
9 - 14	23.75	26.5	38	32	9	17.5	22	HNCG - M25	25
13 - 18	23.75	26.5	38	32	9	17.5	32	HNCG - M32	25

HNCG Cable glands are made of Polyamide 6.6 ideally suited to guarantee optimum conditions for impact resistance and full insulation.

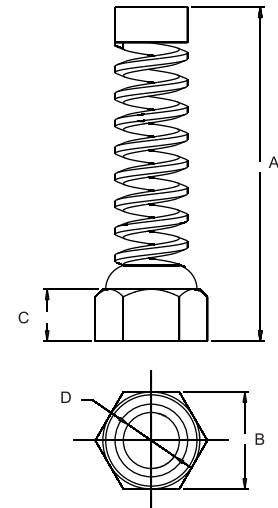
- Effective gripping is provided on tightening of caps, which ensure that complete strain relief is provided to the cables.
- Specially provided groves on internal part of cap nut acts as a ratchet, which provides self locking and vibration resistant fixing.
- Easy mounting of cable gland is provided for introducing cables and conductors into machines.
- Secure and fast connection in various industries ranging from machinery and equipment manufacture, measuring and controlling of Electronic, Automation, Electrical and Robotics.
- Protection Class IP-68. Liquid and dust tight connection provides total relief to the cable.



## SPIRAL NYLON CABLE GLANDS

TYPE : PG & METRIC " COLOUR : GREY & BLACK

Dimensions				Product Code	Stand. Pkg. Nos.
A	C	D	B		
47	15	8	7	HSCG - 7	25
56	18	9.5	8.5	HSCG - 9	25
67	21.5	11.5	11.5	HSCG - 11	25
74	23.5	13	11	HSCG - 13.6	25
87	27	14.5	12.5	HSCG - 16	25
105	32.5	17	15	HSCG - 21	25
47	15	8	7	HSCGM 12 x 1.5	25
56	18	9.5	8.5	HSCGM 16 x 1.5	25
74	23.5	13	11	HSCGM 20 x 1.5	25
87	27	14.5	12.5	HSCGM 25 x 1.5	25
10.5	32.5	17	15	HSCGM 32 x 1.5	25



## NYLON STRAIGHT CABLE GLANDS

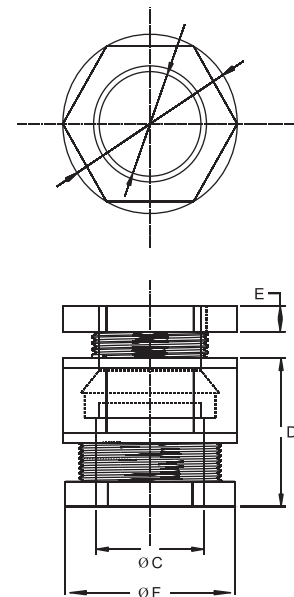
### Technical Specifications :

Body	: Polyamide 6.
Sealing Washer	: PVC
Temp	: Static - 20°C to 80°C Dynamic - 10°C to 60°C
Protection Class	: Open
Colour	: Black only
Item contents	: Body, Cap, Nut, PVC Washer

"For Open ended Cable Entry"

ØC		D	E	ØF	Product Code	Stand. Pkg. Nos.
Min.	Max.					
35	33	11	5	14	HNSCG - 16	25
37	35	11	5	17.5	HNSCG - 20	25
37.5	35	11	5	24	HNSCG - 25	25
40	37.5	11	5	30	HNSCG - 32	25

Dimension in mm

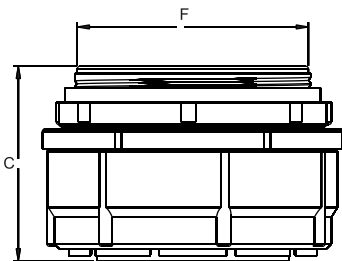
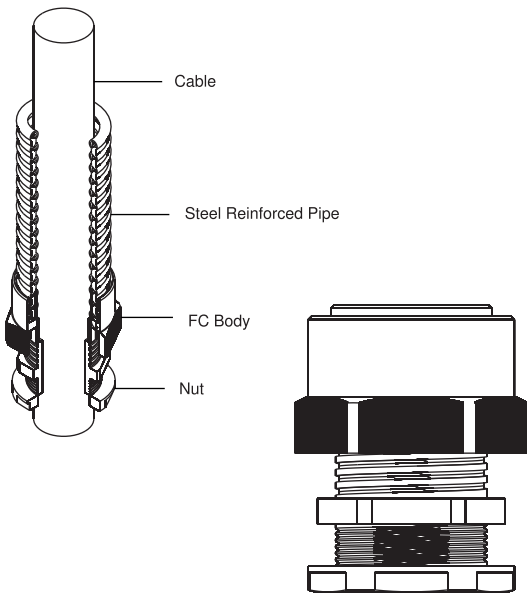


## DUAL PURPOSE STEEL REINFORCED PIPE GLANDS

Colour : Grey, Black

Features :

- HSRPG glands are specially designed for effective gripping & strain relief for cables.
- HSRPG glands provide liquid & dust tight fitting internally & SRP Hose provides effective protection to cables from external damages.
- HSRPG Glands are provided with Din Standard PG Threads & mm Threads.



Suitable Inner Dia. of Hose in mm	Product Code	Stand. Pkg. Nos.
10	HSRPG - 9	25
10	HSRPG - 11	25
15	HSRPG - 13.5	25
20	HSRPG - 16	25
25	HSRPG - 21	25
30	HSRPG - 29	10
40	HSRPG - 36	5
50	HSRPG - 42	5
10	HSRPG - M 16	25
15	HSRPG - M 20	25
20	HSRPG - M 25	25
25	HSRPG - M 32	25

## CORRUGATED PIPE GLANDS

Sheet Hole Inches	Diameter mm	Product Code
3/8	9.5	HCP - 2
1/2	12.5	HCP - 3
5/8	15.5	HCP - 4
3/4	19.0	HCP - 5
7/8	22.0	HCP - 6
1	25.0	HCP - 7
1 1/4	32.0	HCP - 8
1 1/2	38.0	HCP - 9
2	50.0	HCP - 11

- Corrugated pipe glands are ideally suited for use where number of wires are to be passed through single panel port or machine part.
- HCP glands are available in mm threads.
- HCP glands are manufactured in PPCP material and are crack resistant.
- Specially designed teeth for effective gripping and sealing of corrugated pipes.
- Available in Black and Grey colours.